



Welcome to
Open House!
2nd Grade



HCES STAFF

Dr. Bradley Martin

Principal

Christie L. DePriest

Assistant Principal

Lianna Robles

Secretary/ Bookkeeper

Ellen Patterson

Curriculum Resource Teacher/ Testing Coordinator

Andrea Parisi

Media Specialist

Gabriela MacDonald

ELA and MTSS Coach

Natasha Rivera- Burke

Math Coach, Dual Language Coordinator

Lynmarie Ortiz

Science Coach,

Carol Grodzienski

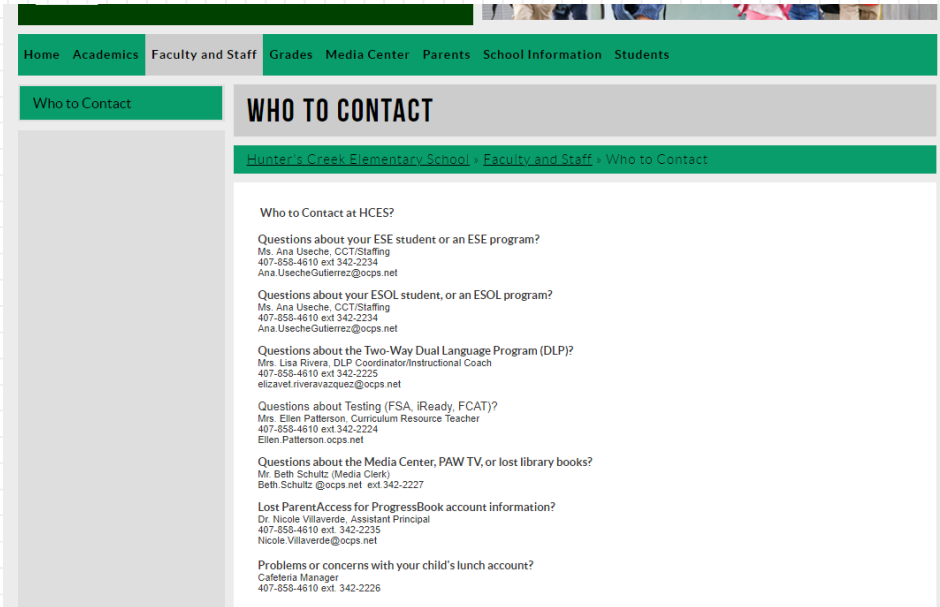
Staffing Specialist, Curriculum Compliance Teacher

Hector Soto


ESOL Compliance Specialist

Zaida Huertas

Guidance Counselor



**Contact information for all
staff can be found at
hunterscreekes.ocps.net**



OCPS

Vision: To be the top producer of successful students in the nation.

Mission: To lead our students to success with the support and involvement of families in the community.



2nd Grade Teachers

Mrs. Julie Dubois (Team Lead)

Ms. Jody DaCosta


Ms. Gianna Aprile

Ms. Lynn Karavanich

Mrs. Nancy Molina

Ms. Liane Lopez – TWDL

Ms. Elizabeth Keebler – TWDL





HCES SPECIAL AREAS


Mrs. McCarthy (Art)

Ms. Lane (Music)



Mr. Campbell (Physical Education)



- *Students have PE three times each week. Please send students in sneakers/tennis shoes on PE days for safety. Also send water bottles with your child's name on it (first and last).*



Special Area Video






HCES Procedures

Arrival



- After the first day of school, all students may begin to arrive at school at 8:15 am daily. Students need to be in class no later than 8:40am, which is when the first bell rings.
- For the remainder of the year, students will sit in their designated areas.







HCES Procedures

Tardies

- Students who arrive after the 8:45 bell, will need to check in at the office.
- Parents need to walk their child into the office to get a tardy pass.




HCES Procedures

Dismissal



- Change in dismissal

- Please send in a note that morning to be turned into the office.
- Changes can not be done through email, Talking Points message, or students planner.
- Student must dismiss their regular way if a note is not brought in.
- If an emergency happens, please notify the front office and they will contact me for any changes to your students dismissal.
- Please be aware that this school year students cannot be called out of class for dismissal after 2:30pm or 1:30pm on early dismissal days. We ask that you please plan accordingly when taking your student out early from class. If you have any further questions or concerns please contact the front office.





HCES Procedures

Dismissal



- Car Riders
 - No cell phones
 - 10 MPH limit
 - No parking to pick up child
 - **Please do not get out of your vehicle when picking up your student.**




HCES Procedures

Dismissal



- **Car Rider Numbers**

- Students will be assigned one car rider number per family.
- This number must be visible at pick-up each day.
- Hand-written signs will not be accepted.
- Parents without a car rider number will need to go to the office with a valid state issued ID to sign out their child.





HCES Procedures

Dismissal


Front & Back

- Walkers
- Bike Riders
- Bus Riders

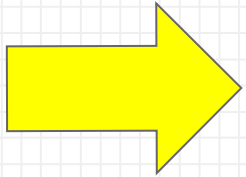


HCES WALKER COMMUNITIES


<i>Front Walkers</i>	<i>Back Walkers</i>
<ul style="list-style-type: none"> • Ashton • Calabay Cove • Carrington • Chelsea Landing • Glenhurst • Hunter's Isle • Montara • Ocita • Orista Bay 	<ul style="list-style-type: none"> • Chartres Gardens • Arium • Cypress Point • Osprey Links • The Parks at Hunter's Creek • The Parkways at Hunter's Creek • Timucua • Urbana • Villanova
RED Must wait for adult/sibling	ORANGE Must wait for adult/sibling
LAVENDER May leave alone	GREEN May leave alone



HCES Walker Procedures



Students are escorted by faculty and staff.

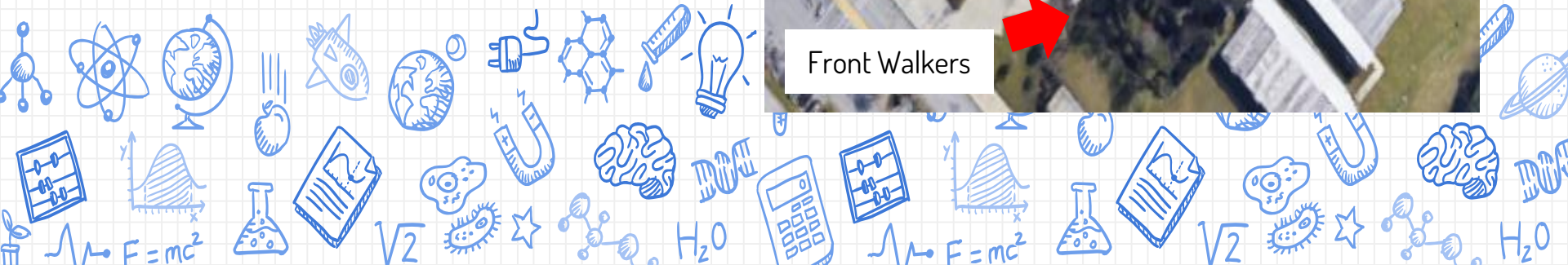


Parent/Guardian Pick-Up Area



Back Walkers

Front Walkers




HCES Procedures

Medication



- Medication should have been dropped off on the first day of school to our nurse's office.
- Packages must be new or be accompanied by a prescription.
- **FOR SAFETY AND SECURITY REASONS, MEDICINE IS NOT TO BE SENT TO THE SCHOOL WITH THE CHILD OR SIBLINGS.** Notes from home will **NOT** be accepted as authorization for dispensing medications.
- An authorization form must be completed with the school nurse.



Our Goals

- To give our students academic challenges and multiple pathways that will enable them to meet the rigors of Second Grade level standards.
- To provide a caring, supportive, and fun classroom environment.
- To help our students make new friends and discover new interests.

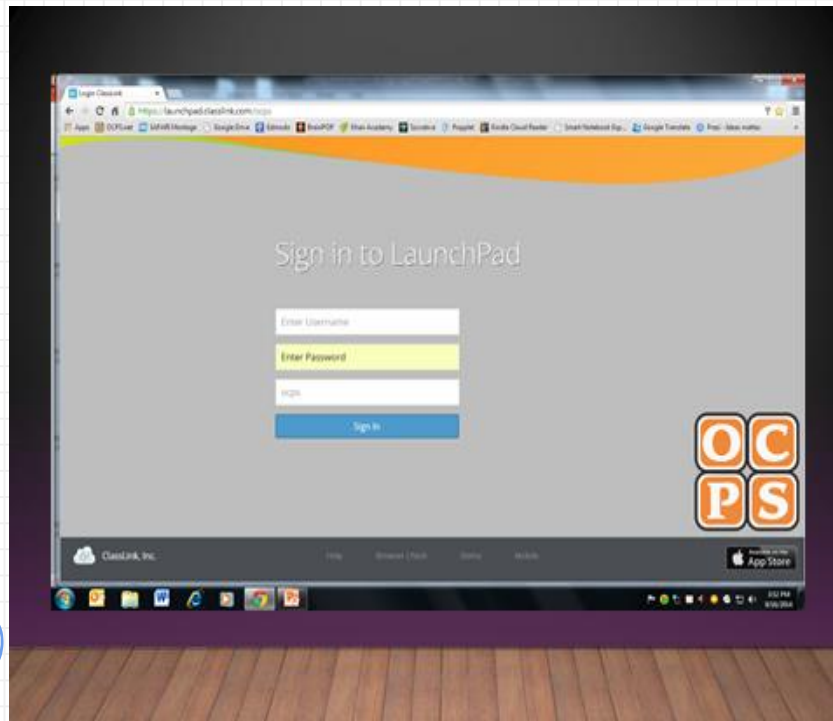




LaunchPad

- To login, go to www.launchpad.ocps.net
- Username: Student ID number
- Password: Birthday (year/month/day)

- Can access Reading/Language Arts, Math, Science, Social Studies,
- I-Ready, OCPS, lunch menus, typing tutor and other sites.



CURRICULUM


All curriculum can be found online in the Launch Dashboard.




Savaas has our Envision Math Program and Success Maker.



Edmentum has Exact Path Reading Lessons



McGraw-Hill contains Reading and science plus resources.



TCI contains Social Studies and resources.





Reading

Many reading skills are taught and practiced in second grade. For a full list of the standards visit:

https://www.fldoe.org/core/fileparse.php/7539/urlt/ela_beststandardsfinal.pdf

B.E.S.T. Florida Standards are in these categories:

- Foundational Skills
- Reading Skills
- Communication Skills
- Vocabulary Skills



Foundational Skills


- Students should come into second grade with a good foundation of phonics and decoding skills. Students should already know Kindergarten and first grade sight words.
- In second grade we review skills previously taught and put them into practice. Students should know and apply grade-level phonics and word analysis skills in decoding words.
- Distinguish long and short vowels when reading regularly spelled one-syllable words.
- Know spelling-sound correspondences for additional common vowel teams.
- Decode regularly spelled two-syllable words with long vowels.
- Decode words with common prefixes and suffixes.



Writing

Florida Writing Standards for second grade are:

- Write to inform about a topic with facts and details.
- Write a detailed story that has a clear sequence of events.
- Stick to a topic and revise writing.
- Use technology to write and publish work.
- Research and write for a project.
- Follow rules about words and sentences.
- Capitalize holidays, proper nouns, geographical names, and proper names.
- Use commas, apostrophes, and punctuation correctly.
- Apply what they know about spelling patterns in written words.
- Produce complete sentences



Math

Here are the Units we cover in math, for a full list of 2nd grade math standards visit:

<https://www.fldoe.org/core/fileparse.php/18736/urlt/StandardsMathematics.pdf>

B.E.S.T. Florida Standards are in these categories:

- Number Sense
- Place Value
- Addition and subtraction strategies
- Money and Telling Time
- Measurement
- Data
- Geometry and fractions



Math
enVision Florida B.E.S.T.
Mathematics 2023
Grade 2

- *Students are expected to fluently know
 - Their math facts to 20.





Science

Below are the Units we cover in science. For a full list of standards visit:

<https://study.com/academy/popular/2nd-grade-florida-science-standards.html>

- Practice of Science
- *Earth Structures
- Earth Systems
- Properties of Matter
- Changes in Matter
- *Forms of Energy
- Force and Motion
- Living Organisms
- Heredity and Life Cycles




Social Studies

Below are the units we cover in Social Studies. For a full list of standards visit:

https://www.palmbeachschools.org/UserFiles/Servers/Server_270532/File/Students%20&%20Parents/Grades%20and%20Graduation/Elementary/SS_2nd-Standards-at-a-Glance-WIDA.pdf

- Rules and Laws
- *Civics
- Community and Citizenship
- *Native Americans
- Colonial Americans
- *Immigration of Today
- Economics
- * Map and globe skills



Health



Below are the units we cover in Social Studies. For a full list of standards visit: <https://www.cpalms.org/Public/search/Standard>

- **Understanding Health and Wellness**
- **Interpersonal Communication**
- **Decision Making and Goal Setting**
- **Internal and External Influences**
- **Self Management**
- **Advocacy**
- **Social Emotional Learning (SEL)**



Using Sanford Harmony and Second Step



The Science of Reading

What is the Science of Reading?

Instructional Shifts in OCPS

The **Science of Reading** is research from thousands of studies that tells us about how people learn to read.



Structured Literacy is an approach to reading instruction that is explicit, systematic, cumulative, sequential and multisensory.

OCPS is creating a stronger alignment with the Science of Reading through explicit instruction for both **word recognition** and **language comprehension** to help students become successful readers.



- Read different types of books
- Ask questions before, during, and after reading
- Play word games
- Discuss new words included in the text
- Ask your child's teacher for more tips

How Do We Implement?

Activities for Home


Grading and Reports

- Grades reflect what a student knows and can do in relation to 2nd grade-level expectations on Second grade level standards.
- Grades can be checked anytime in Skyward. This is found in the Launch Dashboard. You can login using email: studentsID#@students.ocps.net password is their birthdate (yyyymmdd)
- Grades are updated every Wednesday from the previous week.
- Report Cards are sent home every 9 weeks
- Progress Reports are sent home in between the report cards to inform you of how your child is doing so far in that grading period.



Testing

- Exact Path tests for reading are done at the throughout the year.
- F.A.S.T. test in reading and math are done Beginning, Middle, and End of year.
- Unit quizzes and summative tests are given during and at the end of units in reading, math, writing, and science.




Homework


- Spelling Homework
- Math Worksheet
- Read 30 minutes

How can parents help at home?

- Review homework nightly for completion and accuracy.
- Review test and quizzes that are sent home with your child. Review any missed items.
- Read to and with your child nightly. Ask questions while reading for understanding.



Parent Involvement



- ADDitions, PTA, School Advisory Council, Multilingual Parent Leadership Council, Two-Way Dual Language Parents' Advisory Committee
- SAC and PTA meet the first Tuesday of each month.



HCES PTA



- **HCES PTA** helps support the school in various ways throughout the year. This year we are paying for Scholastic Weekly. Other things we fund are our Pastries with Parents, teacher appreciation and other needs throughout the year.
- Visit our website to get involved! <https://hcespanthers.memberhub.com/> . This is where families can purchase memberships and school apparel.)



Communication



- E-mails work best. Teacher response to emails is 48 hours; teachers cannot answer emails during academic time; if there is an emergency, please call the office
- Teachers will send out emails to parents as needed.
- Parent Conferences – Conference Night is to be determined. More information will be sent home prior to the date.





Skyward access for parents

*The RED circle shows a helpful link to a video tutorial on how to access and set up a Skyward account to check student progress.

<https://parents.classlink.com/ocps>

<https://www.ocps.net/cms/one.aspx?portalId=54703&pageId=1158765>

OCPS Parent Portal

[Setup](#) | [Video](#) | [Help](#)

USING EMAIL USING PHONE NUMBER

Enter your Email

email@domain.com

Next

OCPS Parent Portal

20+ APPS

Including...


Canvas Parent for course calendars, assignments, and viewable student work submissions!

Skyward Family Access for attendance, schedules, grades, discipline, standardized test scores, report cards and online forms!

Digital Resource Guides for videos, tutorials and guides!



Orange County Public Schools / Skyward



Welcome to the Orange County Public Schools parent/guardian website for Skyward - our student information system. This system includes portals for students and parents/guardians - Student Access and Family Access. Important information is included in the Communication section and training materials explaining registration and use of the system are included in the Documentation section.

Please contact your school if you have issues with either registering, logging in, or using the system.

OCPS Parent Portal (Skyward Login)

How to Register


User Instructions

Help Form

Video

Communication

Documentation



OCPS Cell Phone Policy

Hunter's Creek Elementary is following the OCPS Cell Phone Policy as listed below.

OCPS requires that wireless communications device(s)* be silenced and put away (in a backpack or purse) during the school day while on campus, including lunchtime and transitioning between classes.

**Wireless communication devices include but are not limited to, cell phones and/or auxiliary/ancillary devices such as watches and ear buds.*

The following actions will be taken if a student violates OCPS' cell phone policy:

- Confiscation (Item returned at the end of the day)
- Detention
- Positive Alternative to School Suspension (PASS)
- Out-of-School Suspension (OSS)

Pursuant to the Technology in K-12 Public Schools law that took effect on July 1, 2023 and Section 1006.07, Florida Statutes.

At no time shall OCPS be responsible for theft, loss or damage of cell phones or other electronic devices brought onto district property.



Talking Points

Talking Points is a new way to text your student's teachers and school! There's an app, too! (You should have already received your first texts!) Here is a flyer to tell you more:



TalkingPoints
TalkingPoints for Families
Learn more about the communication tool your school/district will be using this year!

What is TalkingPoints?
TalkingPoints is an easy and safe way for parents to communicate in their home languages with their child's teachers! We will be using this platform to communicate with you about your child's education and progress.

You can communicate with me in your home language!

TalkingPoints will translate our messages so that you can communicate with me in your preferred language!

Family Text Messaging **Family Mobile & Web App**

Types of Messages

- Classwide announcements and reminders
- Updates on what we're learning in class
- Attendance communication
- Homework and assignment help
- Parents' check-ins about their child
- Information on grades and progress

Accessibility Features Text-to-speech and Speech-to-text, phone permitting.

Accessibility Features for the Family App Only

TalkingPoints Parent Ed 101
Click to see a definition of highlighted education terms

TalkingPoints Education Glossaries
Access to a glossary with definitions of K-12 terms

TalkingPoints Help Me Understand
Click to request that a message be retranslated by human translators

Get started with the TalkingPoints for Families App today!





ADDitions & PTA

- ocps.samaritan.com
- Register to be a volunteer. The application process takes about two weeks.
- Sign in at the main office every time you come to school.
- Please join PTA in the beginning of the year!

OC PS Orange County Public Schools

Search Opportunities

Log in

Opportunity Calendar

Help/FAQs

Partnerships grow the workforce of tomorrow.

Learn more »


Welcome to the Online Orange County Public Schools Volunteer Management System

Thank you for your interest in becoming an ADDitions School Volunteer and/or a Partner in Education for OCPS!

Our mission is to lead our students to success with the support and involvement of families and the community. Each Orange County school has specific needs/opportunities on their campus; therefore the online system gives you the ability to search for an opportunity based on location and interests.

WHAT DO I NEED TO GET STARTED?

- Time - These forms take approximately 5 to 15 minutes to complete




Conferences and Questions

- ✘ Email address: gianna.aprile@ocps.net
- ✘ If you would like to schedule a conference, please email me!
- ✘ If you ever have any questions, please email or use Talking Points to send a message. I will respond within 48 hours.
- ✘ If you have an emergency during the school day, please contact the office.






Thank you for choosing OCPS and HCES!

 Follow us on Facebook

<https://www.facebook.com/HuntersCreekElementary/>



Thank you for
attending this evening.



Thank you for attending
Open House!

